

Features

- Rigid, precision-machined lattice grate pattern offers best-in-class drain aesthetic.
- Easily field-trimmable to fit any showering space.
- Lightweight yet durable grate insert is easy to handle during installation and throughout product life.
- Thread-in, rubber-capped grate feet offer secure placement within drain channel.
- Feet are height-adjustable up to one inch and easily accessible through the top of grate for a faster, more precise installation.
- Requires K-32619 Kohler 1 1/4" linear drain channel.

Material

- Anodized aluminum construction.
- KOHLER finishes resist corrosion and tarnishing.

Installation

- Field trimmable to accommodate customize size and installation.

Included Components

Additional Components:

- End caps
- Mounting feet
- Stainless steel lift key
- T8 torx driver
- Universal Hardware Kit



Codes/Standards

ASME A112.18.2/CSA B125.2

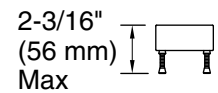
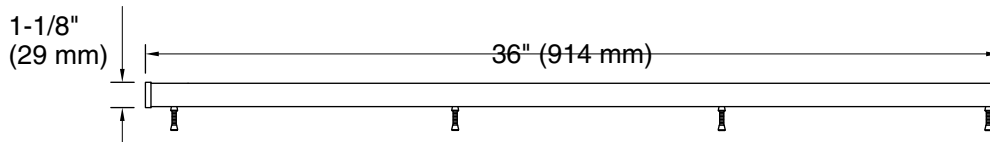

KOHLER® One-Year Limited Warranty

See website for detailed warranty information.

Available Colors/Finishes

Color tiles intended for reference only.

Color	Code	Description
	SH	Bright Silver
	BL	Matte Black
	2MB	Vibrant® Brushed Moderne Brass
	BNK	Anodized Brushed Nickel



Technical Information

All product dimensions are nominal.

Installation Type: Flush-mount

Material: Anodized Aluminum